



ZipChip

CONSUMABLES GUIDE

From complex biologics to small molecules, ZipChip has an assay kit for you.

Take the Guesswork Out of Method Development

Breeze Through Your Analysis in 3 Easy Steps

1 Pick an Application

2 Then a Chip

3 Then a Kit

Assay kits come with background electrolyte and sample diluent that's optimized for each application. Just put the bottle of background electrolyte in the autosampler, prep your samples with the sample diluent and you're off!

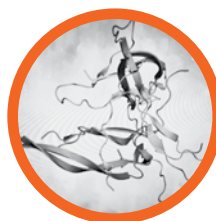
1 The Applications

From large to small molecule, ZipChip's got you covered.




Protein Characterization:

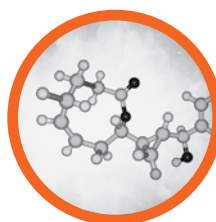
Efficiency and productivity are a one-stop shop for CQA's — from native analysis to peptide mapping. You'll get high-resolution separation coupled to MS with simple, streamlined workflows.



Metabolomics: Quickly analyze small polar analytes from a variety of matrices, or monitor dynamic levels of metabolites in real time. Sample prep is quick and easy and results are ready in minutes.



Oligonucleotides: The characterization of nucleic acid-based drugs like oligonucleotides isn't easy. ZipChip can offer some advantage over LC separations, particularly variations due to charge or shape.



Small Molecule: Analysis is easy and fast with ZipChip. Simply dilute and shoot; there's no labeling or derivatization. Small polar analyte assays take as little as 2 minutes. Add internal standards for full quantitation on a variety of analytes.

2 The Chips

Choose from a range of chip options to optimize your workflow. Each chip can be used up to 125 injections.

HS: High Speed chip enables fastest separations. Matching BGE kits: *Intact Antibody, Peptides, or Metabolites*.

HSN: High Speed chip for fast native protein analysis. Matching BGE kits: *Native Antibodies or Charge Variant TOF*.

HSB: High Speed Bare Glass chip for high throughput separations. For example: fast oligonucleotides analysis. Matching BGE kit example: *Oligos BGE*.

HR: High Resolution chip for applications demanding maximum separation capacities. Matching BGE kits: *Intact Antibody, Peptides, or Metabolites*.



HRN: High Resolution chip with ultimate separation for native protein analysis. Matching BGE kits: *Native Antibodies, or Charge Variant TOF*.

HRB: High Resolution Bare Glass chip for high resolution separation of negatively charged analytes such as oligonucleotides. Matching BGE kit example: *Oligos BGE*.

3 BGE Kits

Background electrolyte (BGE) and sample diluent reduce preparation time for your samples. With ZipChip you just dilute and shoot!

Native Antibodies: Excellent charge variant separation of antibodies and other constructs to generate native spectra.

Charge Variant TOF: Formulated to provide excellent charge variant separations and MS sensitivity for antibodies and other proteins on time-of-flight mass spectrometers.

Intact Antibodies: Fast, high sensitivity separations of intact antibodies without full denaturation.

Peptides: Fast, efficient separations of protein digests and peptides utilizing low pH.

Metabolites: Streamlined sample prep and high-speed analysis for small molecules in denaturing conditions at low pH.

Oligonucleotides: Rapid analysis of oligonucleotides without the use of ion-pairing agents.



Ordering Information

Assay Kits*	Part Number	Samples Per Kit
ZipChip Native Antibody Assay Kit	850-00048	625
ZipChip Intact Antibodies Assay Kit	850-00032	625
ZipChip Charge Variant TOF Assay Kit	850-00052	625
ZipChip Metabolites Assay Kit	850-00033	625
ZipChip Peptide Assay Kit	850-00034	625
ZipChip Oligos Assay Kit	850-00066	625
ZipChip Oligos Starter Kit	850-00067	250 Tests

* All kits contain BGE and diluent, and chips need to be ordered separately. The exception is the oligos starter kit which contains BGE, Diluent, chips and a standard.

Chips	Part Number	Chips Per Box	Injections Per Chip
HS	810-00195	5	125
HR	810-00194	5	125
HSN	810-00230	5	125
HRN	810-00227	5	125
HSB	810-00237	5	125
HRB	810-00239	5	125

